



PROMOTIONS & DISCOUNTS >>

chat with us online!

mon - fri 8:30 - 17:00 >>

ask for a free cost estimate!

SCHOOL

ITALIAN+ CULTURE

JUNIOR PROGRAMME

TEACHER TRAINING

SERVICE + LODGING

DATES + PRICES

ENROLMENT

CONTACTS

italian language school in florence



Learn Italian in Florence, the capital of Italian art and language! In our Italian language school you will meet other students from all over the world for a pleasant and unforgettable stay!

DOWNLOAD OUR NEW APP NOW!

Google play Download on the App Store

Video Europass >>

Europass Photogallery >>

en / de / es / zh / tr / pl / fr / it / ru / pt / jp /



download our brochure

Your name

Your e-mail address

Your country

download >>



free italian test

Check your knowledge with our free Italian test! One of our teachers will send you your result! (only 15 minutes)

Your name

Your e-mail address

Your country

try it now! Leave a message

<http://www.europass.it/>

<http://www.europass.it/en/europass-teacher-training-centre.html>

A Room With a View





Social Media in the Classroom

Florence, 21 – 26 September 2015



Erasmus+

Day/Time	Monday 21 September	Tuesday 22 September	Wednesday 23 September	Thursday 24 September	Friday 25 September	Saturday 26 September
9:00 – 10:30	Welcome Introductions Course Info Warm-ups Presentations	Social Media: Twitter, Instagram	Youtube	Google Apps: Google Drive and Docs	Social Media: Google Form, Flubaroo	Social Media for Professional Development
10:30 – 10:45	Break	Break	Break	Break	Break	Break
10:45 – 12:15	Social Media: What works and what doesn't work in your classroom? Pair and group work activities/ Discussion	Social Media: Symbaloo Pinterest	Edmodo	Google Apps: Google Form	Blogging as a social media tool	Questions, discussion and reflection activities Certificate of Attendance and Course Evaluation
12:15 – 12:30	Break	Break	Break	Break	Break	Break
12:30 – 14:00	Social Media: Facebook	Questions, discussion and reflection activities 15:00 Florence Guided Tour	Edmodo	Activities, reflections and questions 19:45 Aperitivo with the school staff and the students	Blogging as a social media tool	Free Time



What is Social Media?

1. Social media embraces web-based and mobile-based technologies to facilitate interactive communication between organisations, communities and individuals.
2. Social media is the collective of online communication channels dedicated to community-based input, interaction, content-sharing and collaboration.
3. Forms of electronic communication (as Web sites for social networking and microblogging) through which users create online communities to share information, ideas, personal messages, and other content (such as videos)
4. Social Media is the future of communication, a countless array of internet based tools and platforms that increase and enhance the sharing of information. This new form of media makes the transfer of text, photos, audio, video, and information in general increasingly fluid among internet users.

The social media map provides a visual summary of some of the most common types of social media platforms, and their purposes.



What ICT, video tools or social media
do you use
outside and inside the classroom?





Pinterest

What is Pinterest?

- An online pinboard where users create and manage a collection of visual material (images, videos, infographics and links to websites).
- Content is organised in boards which are based on particular themes (e.g. topic-based quotes, interesting articles/videos for students, etc).
- All the resources are well organised at one place and easily accessible.
- Boards can be created in cooperation with other teachers/students.

- We can browse the already existing pins/pinboards and repin some stuff that is relevant for us
- Teachers can share their resources with their colleagues or/and students

<https://www.pinterest.com>

<https://www.pinterest.com/efijalko/>

[Introduction to Pinterest](#)

[Pinterest Tutorial for Education](#)

What is Symbaloo?

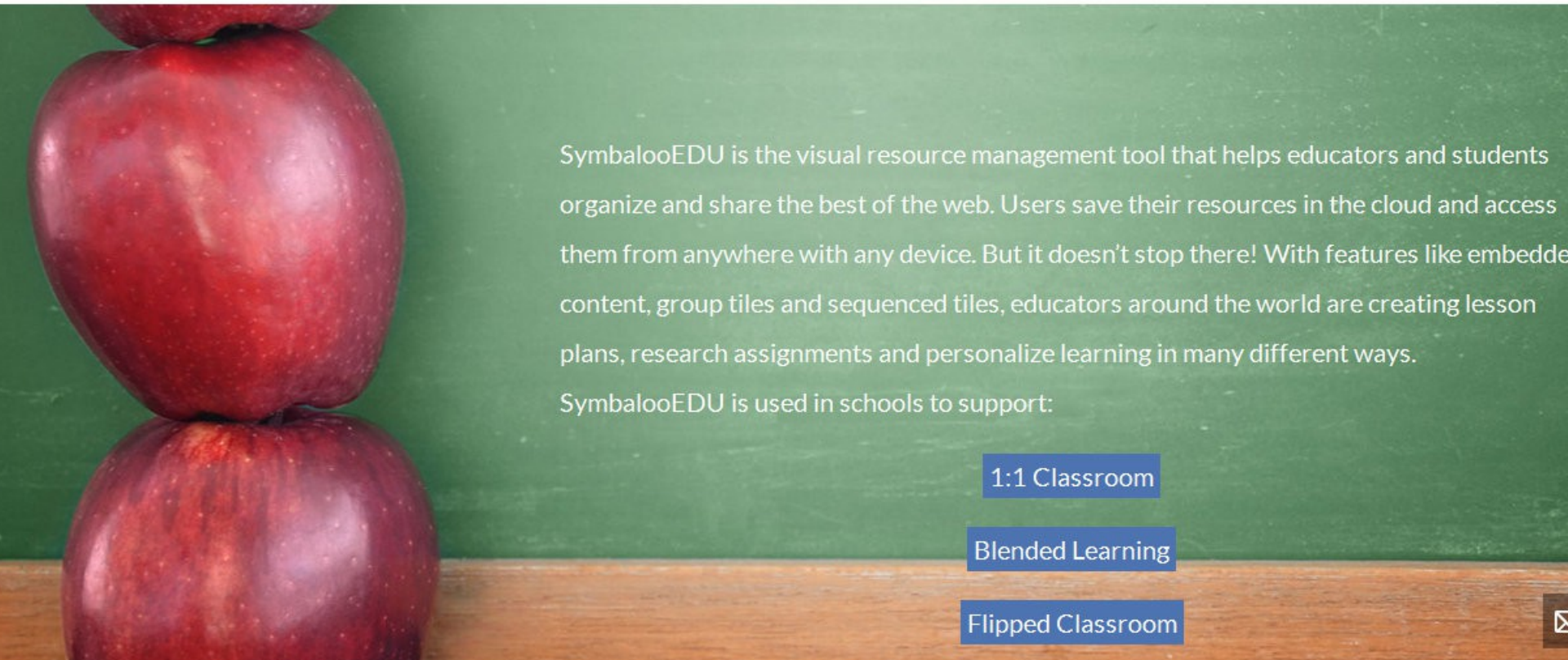
- Symbaloo is a very good tool for making a list of internet sites useful for education and other purposes
- It consists of webmixes that we create. Each webmix is a compilation of tiles which represent our favourite websites
- You can share your webmixes with students/colleagues, create lesson plans, embed them, or set as your homepage

<http://www.symbalooedu.com/>

<http://www.symbaloo.com/>

[Symbaloo tutorial](#)

Committed to personalizing teaching and learning with educational technology



SymbalooEDU is the visual resource management tool that helps educators and students organize and share the best of the web. Users save their resources in the cloud and access them from anywhere with any device. But it doesn't stop there! With features like embedded content, group tiles and sequenced tiles, educators around the world are creating lesson plans, research assignments and personalize learning in many different ways.

SymbalooEDU is used in schools to support:

1:1 Classroom

Blended Learning

Flipped Classroom